



Holy Spirit School

Level K

(For those who have just
completed kindergarten)

Summer Math and Language

Arts Workbook

Name _____



Holy Spirit School
Level K
Math and Language Arts Workbook

Parents,

Often times we find that students do not retain the skills they learn during the school year throughout the summer. This workbook is designed for students to complete over the summer. The pages should take only a few minutes each. This will help to ensure retention of skills learned and make the beginning of the next year much easier for the students. It is meant to review and reinforce the skills learned in the grade level just completed. Completing the book all at one time defeats the purpose of the sustained practice over the summer break.

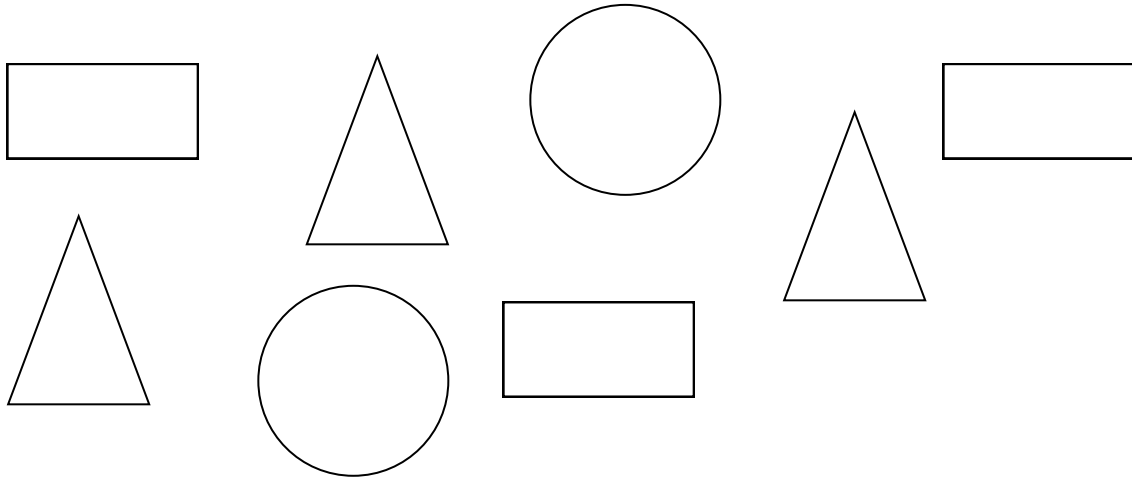
You may find that your child will need you to read the directions but let your child record the answers. You may also find that a little extra review or instruction is needed.

Please have your child bring the completed workbook to school on the first day of school and give it to his/her homeroom teacher. This will serve as a guide for the teacher in terms of skills that may need to be revisited prior to moving on.

Thank you,
Holy Spirit School Faculty

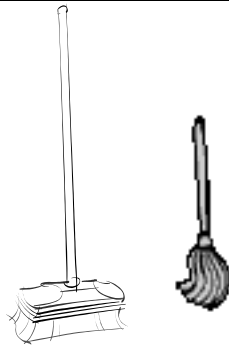
6 8 10

Write in the missing numbers.




Color the rectangles green, the circles red and triangles orange.

Circle the taller one.



Count the number of bunnies and then write the number.



Write the upper case letter for **a** and **b**.

Circle each picture that ends in the sound /n/.



Draw a line to match the upper case letter to the lower case letter.

G

i

I



m

M

g

Write the numbers that come after 2.

Circle the candy cane that is in the middle.



$$2 + 3 = \underline{\quad}$$

Sue is one year older than Mark. Mark is 7 years old. How old is Sue?

Circle the letter that makes the beginning sound for each picture.

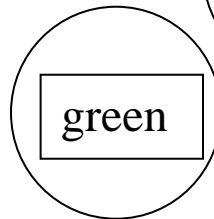
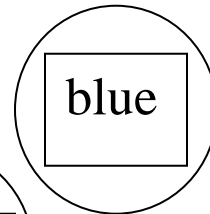
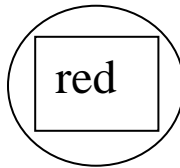
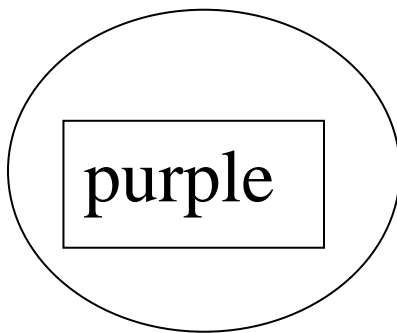
s
c
t




n
m
l



Color the circles the color to match the word.





Write the lower case letter that is at the beginning of the picture.



_____ a n
- - - -

Write the lower case letter for **D** and **E**.


- - - - -



$$2 + 5 = \underline{\quad}$$

Match the number to the word.

TEN	6
SIX	4
FOUR	10



Circle the flamingo that is first.

Write in the missing numbers.

 8 10 12

Circle the picture that rhymes with  (log).



Circle the word that matches the number of balloons.

seven



ten

five


three



Draw a line to connect the pictures that rhyme.



Circle the pictures that begin with /a/.




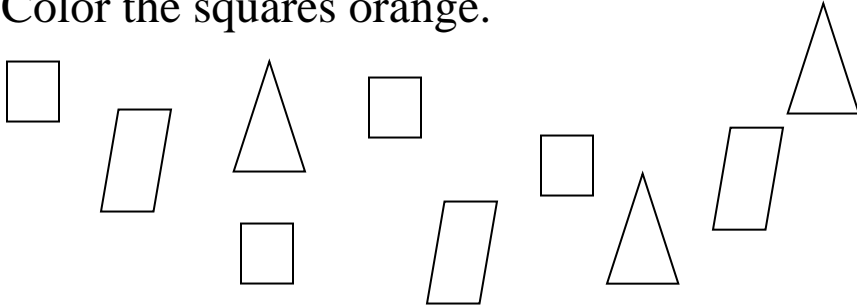
Match the number to the word:

FIVE 3


THREE 7

SEVEN 5

Color the squares orange.



Circle the one that should come next in the pattern.



Circle the group that has more.

Make words for the **__at** family by placing a letter at the beginning to make a word.



____at

____at

____at

Draw a line to match the upper case letter to the lower case letter.

P

u

U

p

W

w

Finish the sentence.

I like

Circle the letter that makes the beginning sound for each picture.

k

h


c




b

g

d




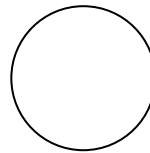



Cross out the objects that can't roll.

Is 3 closer to 1 or 9?



Circle the object that does not belong.



Color the circles green and the triangles yellow.



A sentence ends in with a period (.). Put a period at the end of the sentence.

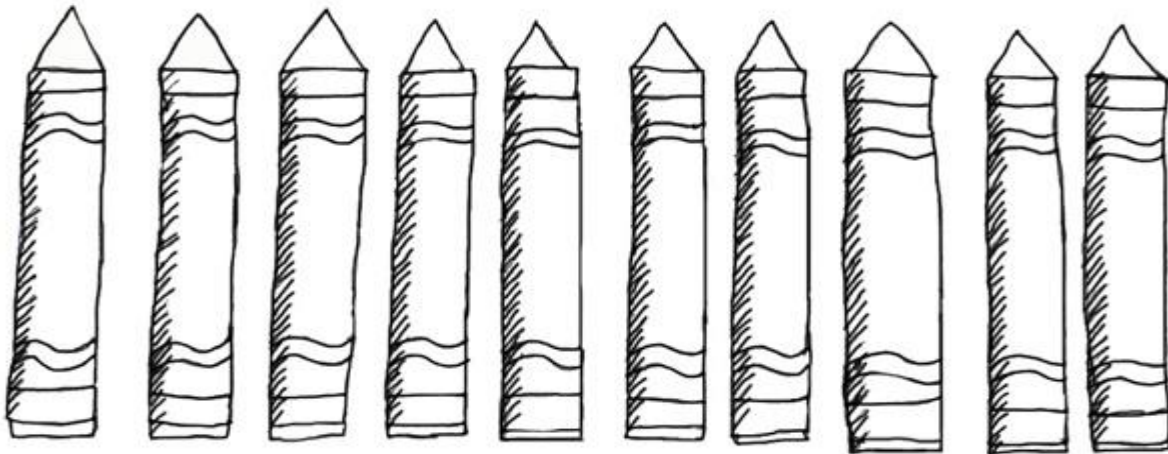
We went to the zoo



Circle the pictures that rhyme with *sand*.




Color the third crayon green.





What letter sound is at the beginning of ?





Cross out the one that does not belong.

Sally is two years older than Tom. Tom is 8 years old. How old is Sally?



$$3 + 3 = \underline{\quad}$$

Circle the vase that holds the least.






Each sentence begins with a capital letter (upper case letter).
Change the letter at the beginning of the sentence to be upper case.

my cat is gray.



Circle each picture that begins with /p/.

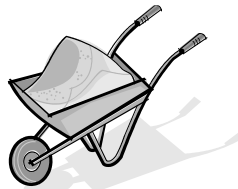



Make words for the __*ig* family by placing a letter at the beginning to make a word.

___ ig

___ ig


Circle each picture that rhymes with *wish*.



October

S	M	T	W	T	F	S
	1	2	3	4	5	6
7	8	9	10	11	12	13
14	15	16	17	18	19	20
21	22	23	24	25	26	27
28	29	30	31			

Circle all the
Thursdays in red.
Circle the first Sunday
in blue.



Count the horns and then write the number. _____

Circle all the numbers that are **less** than 14.

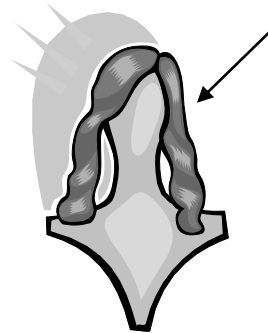
12 9 17 15 10 6

$$6 + 4 = \underline{\quad}$$

Finish the sentence.


I am

Draw a line to match the pictures that rhyme.


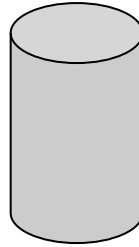

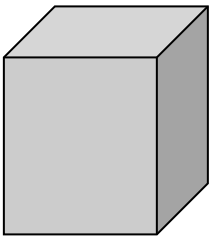


Write the word for the picture.





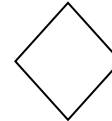
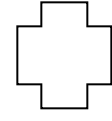
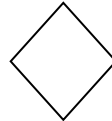
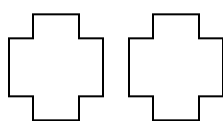
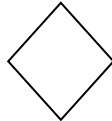
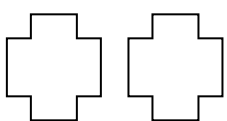
Cross out the group that has 7.



Circle the objects that are like the first solid shape.






Count the bats and then write the number on the line. _____



Circle the shape that comes next in the pattern.

Circle each penguin that has a *lower case D*.




Fill in the blank with the letter that comes next.

P

R

Box ends in x.




Circle the picture that ends the same as box.



have the


I

a




.

John had 5 cupcakes for his party. 2 cupcakes had cherry berry frosting. The rest had chocolate frosting. How many had chocolate frosting. Color the cupcakes to help you.



Circle the picture after the ice cream cone.

I have 4 apples. My friend gave me another apple. How many apples do I have now?



Make words for the **__an** family by placing a letter at the beginning to make a word.

___ an

___ an


___ an




I me

_____ want to go swimming.

Circle each picture that ends with /t/.



Write a sentence about the rainbow.



1	2	3	4	5	6	7	8	9	10
11	12	13	14	15	16	17	18	19	20
21	22	23	24	25	26	27	28	29	30
31	32	33	34	35	36	37	38	39	40
41	42	43	44	45	46	47	48	49	50
51	52	53	54	55	56	57	58	59	60
61	62	63	64	65	66	67	68	69	70
71	72	73	74	75	76	77	78	79	80
81	82	83	84	85	86	87	88	89	90
91	92	93	94	95	96	97	98	99	100

Color numbers 26, 37, 60 and 87.

Count the tally marks. Write the number.



Write the numbers:


fourteen _____

twenty _____

six _____

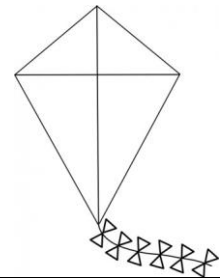


twelve _____

$$6 + 0 = \underline{\hspace{2cm}}$$




Lesson #20

Color the pictures that begin the same.



Write the vowel to complete each word.




b _ _ g

p _ _ n

w _ _ b

Write the beginning letter for each picture.






Stop ends in p.






Circle the picture that ends the same as stop.



Lesson #21



$$8 + 2 = \underline{\quad}$$



Circle the third elephant.



Circle the two that weigh about the same.

Write in the missing numbers.

21 24 25



Lesson #22

Fill in the blank with the letter that comes next.



T

V


Color each picture that begins with the same sound.



Draw a line to match the pictures that rhyme.




Lesson #23



Cross out the one that does not belong.

Circle the group that has the fewest balls.



1	2	3	4	5	6	7	8	9	10
11	12	13	14	15	16	17	18	19	20
21	22	23	24	25	26	27	28	29	30
31	32	33	34	35	36	37	38	39	40
41	42	43	44	45	46	47	48	49	50
51	52	53	54	55	56	57	58	59	60
61	62	63	64	65	66	67	68	69	70
71	72	73	74	75	76	77	78	79	80
81	82	83	84	85	86	87	88	89	90
91	92	93	94	95	96	97	98	99	100

Put an X on the number that comes after 52. Circle the number that comes before 41.

A B C A B C A B C A B

A B C

Circle what comes next in the pattern.


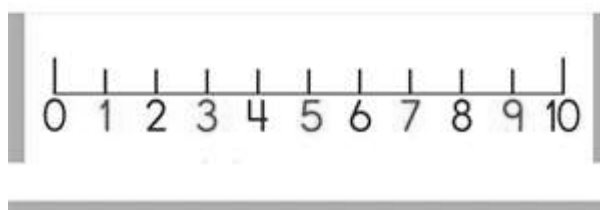
Lesson #24

Write a sentence
about the picture.



Lesson #25

Circle the number that comes after 9. Put a box around the number that comes after 5.



Count the number in each group. Circle the group with fewer.

$$5 + 4 = \underline{\hspace{2cm}}$$



Count the number of cubes. Write the number. _____

Lesson #26

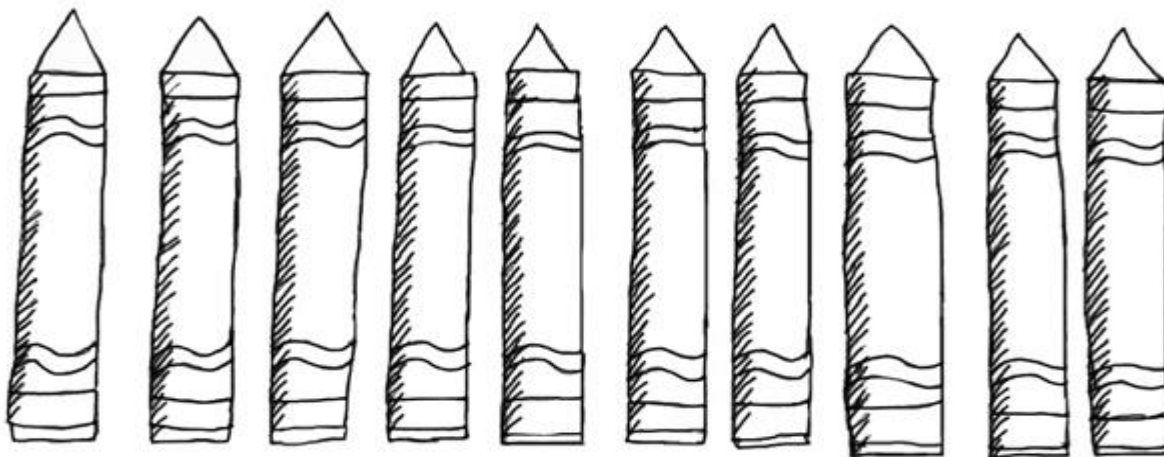
Circle the word that matches the number of crayons.

nine

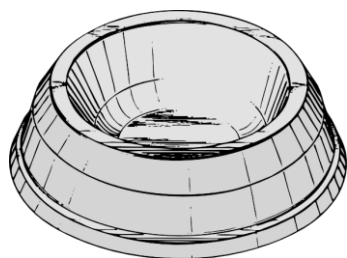
ten

eight

four



Write the vowel to complete each word.



d _ sh

_ pple

f _ x

Fill in the blank with the letter that comes next.

d _ _ _ f

Lesson #27

1	2	3	4	5	6	7	8	9	10
11	12	13	14	15	16	17	18	19	20
21	22	23	24	25	26	27	28	29	30
31	32	33	34	35	36	37	38	39	40
41	42	43	44	45	46	47	48	49	50
51	52	53	54	55	56	57	58	59	60
61	62	63	64	65	66	67	68	69	70
71	72	73	74	75	76	77	78	79	80
81	82	83	84	85	86	87	88	89	90
91	92	93	94	95	96	97	98	99	100

1. Count by 5s. Color their boxes blue.
2. Count by 10s and circle the numbers.
3. Write the number that comes before 77. _____
4. Write the number that is between 54 and 56. _____
5. Write the number that comes after 96. _____
6. Write the number that comes before 31. _____
7. Write the number that comes between 38 and 40.

8. Write the number that comes before 50. _____

Lesson #28

Color 1's red, 2's yellow and 3's purple.

2

1

2

3

Circle each picture that begins with /l/.



Write the lower case letter for each upper case letter.

L _____

Y _____


H _____

I me



Mom took - - - - - skating.

Lesson #29



Color the second fish red. Color the fourth fish green.
Color the first fish yellow. Color the third fish blue.

Count by 2s and fill in the blank.

4 6 8 10 _____

$$4 + 4 = \underline{\quad}$$

Count by 5s and fill in the blanks.

5 10 15 _____ 25

